



RETURN CONVEYORS FOR MEDIUM TO LARGE SIZE EDGE BANDERS



+ 1 edgebander
1 BT3 Return Conveyor

1 fully productive operator,
a streamlined workflow,
less handling damage,
less rejects...

Unlike their human counterpart,
the automated system needs no
hiring, no training, does not take
off sick and works extended hours
without receiving extra money.

Built around a modular frame, BT3 Return Conveyors incorporate the fast, simple and highly effective belt transfer system as follows:

- ➔ ① End of panel is detected by a photocell that triggers lowering of the receiving table down 2 inches.
- ➔ ② Transfer belts, supported on grooved plastic boards, move the panel sideways to the return section.
- ➔ ③ Belts retract as soon as the lateral transfer is completed. While the panel proceeds towards the operator, the receiving table returns to its upper position, ready to receive the next panel.
- ➔ ④ Panels travelling in opposite directions can overlap one another without interference.
- ➔ ⑤ BT3 Return Conveyors are available in five models: BT3-24, BT3-30, BT3-36, BT3-48, BT3-60.

BT3 Return Conveyors are equipped with a variable speed controller to match the processing speed of your equipment. All models are equipped with motorised rollers that ensure a smooth transition between the edgebander and the return. **BT3 Return Conveyors** are built for right or left-handed return, according to your model of edgebander.


DOUCET
PRODUCTION MACHINERY
DIVISION

PERFORMANCE ORIENTED MANUFACTURING SOLUTIONS

AND AUTOMATION TECHNOLOGY

PT-90 PANEL TURNER OPTION

Available on all models, this device simplifies processing short sides on long and narrow panels. The panels are turned 90° as part of the transfer process between the receiving and return rollers, thus eliminating panel overhang.



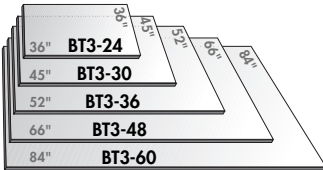
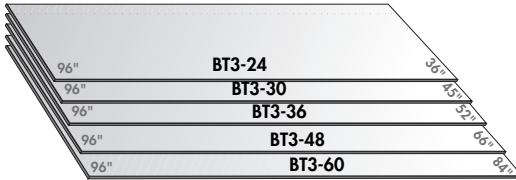
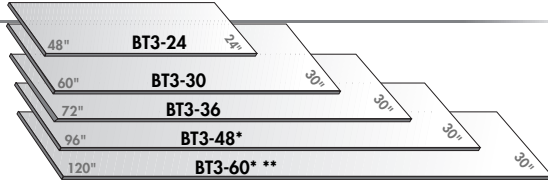


OPTIONAL FEATURES

	BT3-24	BT3-30	BT3-36	BT3-48	BT3-60
A 2', a 4' or a 7' addition to the receiving table length, up to a total length of 7', 9' or 12'	available on all models				
Additional return length (in 12" increments), proportional to your equipment	available on all models				
Additional transfer width (in 12" increments)	available on all models				
Panel deviator for parts less than 6" wide	available on all models				
Motorized in-feed arms	optional	optional	optional	n/a	n/a
Motorized in-feed rollers (may require modification of edgebander outrigger)	standard on all models				
Set of 3 additional transfer belts (for heavier panels)	available on all models				
PT-90 Panel Turner	available on all models				
Heavy Duty Model (for panels exceeding than 200 pounds)	n/a	n/a	optional	optional	optional

TRANSFER CAPACITY

The minimum recommended part size is 4" X 12", on conveyors equipped with the panel deviator option. Refer to the chart outlining BASIC maximum sizes and capacity ENHANCED by the installation of a PT-90 Panel Turner.

APPLICATION	BASIC CAPACITY
<p>BT3-24, BT3-30 and BT3-36's are ideal for most casegood applications, such as kitchen and bathroom cabinets and living room furniture.</p>  <p>BT3-48 and BT3-60 conveyors are best suited for surface finishing applications, such as office furniture and display casings.</p> 	<p>Maximum panel sizes feeding all 4 sides - without operator assistance</p>  <p>Max. panel sizes feeding all 4 sides - with operator assistance (supporting then turning the panels)</p>  <p>ENHANCED CAPACITY</p> <p>Maximum panel sizes feeding short side - with the PT-90 Panel Turner Option</p>  <p>* May be configured by combining a 48" or 60" receiving conveyor with a 36" return conveyor ** Requires optional extension of the receiving conveyor</p>

DISTRIBUTED BY:

DOUCET
PRODUCTION MACHINERY
 DIVISION

340, 6th Street, Daveluyville, Quebec, Canada G0Z 1C0
 Phone: (819) 367-2633 • Fax: (819) 367-2100
 Toll Free: 1-866-6RETURN (673-8876)
 Email: info@doucetinc.com • www.doucetinc.com