

DOOR MASTER


MITER DOOR ASSEMBLY SYSTEM

THE ONLY TRUE "DOWEL LESS" MITER DOOR ASSEMBLY SYSTEM

- HEAVY DUTY, MAINTENANCE FREE UNIT
- SEQUENTIAL CLAMPING SYSTEM
- CORNER ADJUSTMENT BY PUSH BUTTONS
- SINGLE / DUAL STATION MODELS

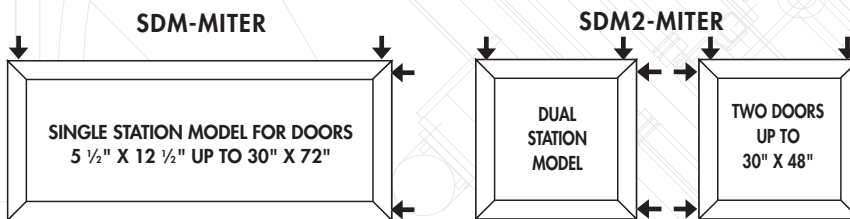
For quick and accurate assembly, clamping and squaring of miter and regular style and rail cabinet doors.

Built on an industrial strength welded tubular frame, The Door Master features "no compromise" pneumatics - brand name air valves and real double action air cylinders. Its pedestal allows to choose a convenient working height for your operator.



SDM-MITER MODEL


ALTERNATIVE CONFIGURATIONS



DOUBLE ACTION AIR CYLINDERS

STANDARD FEATURES

- A 3 position pneumatic valve: open, pre-clamping mode, full clamping mode:
 - in the pre-clamping mode the clamps air cylinders are activated in sequence for a better balance in the distribution of the clamping force
 - working in conjunction with the dual action cylinders, push buttons make it easy for the operator to align any one of the corners before applying the full clamping pressure
 - the adjustment buttons are located on the air cylinder on the mobile vertical clamp and remain easily accessible at all times
- Four clamps with air cylinders as follows:
 - one fixed vertical clamp
 - one fixed horizontal clamp
 - one mobile vertical clamp on roller bearings for effortless positioning
 - one mobile horizontal clamp with a unique "gas spring" assisted lever for effortless centering
 - The "gas spring" action is adjustable to 3 distinct settings



ADJUSTMENT PUSH BUTTONS

OPTIONAL FEATURES

- SDM2-MITER featuring 4 additional clamps and an expanded frame
- Small Part Inserts allowing the assembly of frames as small as 5 1/2" x 6 1/2"
- Support bar to prevent distortion in central section of long doors
- Oversize models available upon request

DOUCET
PROFESSIONAL WOODWORKER MACHINERY
DIVISION

ENHANCED EFFICIENCY

FOR ANY SIZE WOODSHOP

